





Year 2 REP Planning		
Cycle: Autumn		
Focus: Judaism		
Statements: <ul style="list-style-type: none"> • Know about and understand religions and world views • Express ideas and insights into the significance of religion and world views. • Gain and deploy skills for engaging with religions and world views. 		Key Vocabulary Torah religion Passover God belief seder Moses creation exodus Synagogue festival kippah Jewish Rosh Hashanah
Year Two		Knowledge Organiser Visuals
Week 1	WALT: know about Judaism and name essential beliefs and practices. Knowledge Taught: Jewish people believe in one god, worship in a synagogue, believe in the Torah, use the symbol of the Star of David and particular clothes. Activity: 1. Vocabulary teach activity, match to picture. 2. Input new knowledge.	Judaism Jewish God Synagogue Torah kippah
		

<p style="writing-mode: vertical-rl; transform: rotate(180deg);">Week 2</p>	<p>WALT: name and understand festivals, rituals and ways of life.</p> <p>Knowledge Taught: Festival of Rosh Hashanah (18-20 Sep) celebrates the start of the new year. At this time Jewish people recall and celebrate the creation of the world and hope for a good year ahead. They spend more time in the synagogue during this time.</p> <p>Activity:</p> <ol style="list-style-type: none"> 1. Vocabulary recap 2. Knowledge recap 3. Teach new knowledge 4. Introduce creation story: read to children then paired reading (if appropriate) 5. Discuss meaning of story and why it is important during Rosh Hashanah. 	<p>Judaism Jewish God Synagogue Torah Rosh Hashanah Creation Synagogue Festival Kippah</p>	
<p style="writing-mode: vertical-rl; transform: rotate(180deg);">Week 3</p>	<p>WALT: Notice and respond sensitively to some similarities between different religions and world views.</p> <p>Knowledge Taught: Similarities between Jewish stories and festivals Christian or own beliefs.</p> <p>Activity:</p> <ol style="list-style-type: none"> 1. Vocabulary recap 2. Knowledge recap 3. Read creation story (as above) 4. P4C: Is this story from the Torah true (compare to known scientific facts) and does that matter? What is the purpose of the story (morals)? 	<p>Judaism Jewish God Synagogue Torah Rosh Hashanah Creation Synagogue Festival Kippah</p>	
<p style="writing-mode: vertical-rl; transform: rotate(180deg);">Week 4</p>	<p>WALT: Retell and suggest meanings to some religious and moral stories, exploring and discussing sacred writings and sources of wisdom and recognising the communities from which they come.</p> <p>Knowledge Taught: Religious stories and ways of life foster belonging.</p> <p>Activity:</p> <ol style="list-style-type: none"> 1. Vocabulary recap 2. Knowledge recap 3. Read Creation story (as above) 4. Writing genre recount: draw story map with labels to retell story. 	<p>Judaism Jewish God Synagogue Torah Rosh Hashanah Creation Synagogue Festival Kippah</p>	

<p style="text-align: center;">Week 5</p>	<p>WALT: Recognise some different symbols and actions which express a community's way of life, appreciating some similarities between communities.</p> <p>Knowledge Taught: Hanukkah (the festival of lights) celebrates a miracle which happened more than 2000 years ago. The menorah is a symbol associated with Hanukkah.</p> <p>Activity:</p> <ol style="list-style-type: none"> 1. Vocabulary recap 2. Knowledge recap 3. Teach new knowledge 4. Introduce Hanukkah story: read to children then paired reading (if appropriate) 5. Discuss meaning of story and why it is important, what does it tell us about Judaism? 	<p>Judaism Jewish God Synagogue Torah Menorah Hanukkah Kippah</p>	
<p style="text-align: center;">Week 6</p>	<p>WALT: Recognise some different symbols and actions which express a community's way of life, appreciating some similarities between communities.</p> <p>Knowledge Taught: All religions use symbols that individuals identify with. Draw similarities between menorah and Star of David and other known symbols.</p> <p>Activity:</p> <ol style="list-style-type: none"> 1. Vocabulary recap 2. Knowledge recap (esp Star of David) 3. Read Hanukkah story (as above) 4. P4C: Why are symbols important? Are there any similarities between this and other religions? Do you need to go to a synagogue to be a good Jew? 	<p>Judaism Jewish God Synagogue Torah Menorah Hanukkah Kippah</p>	
<p style="text-align: center;">Week 7</p>	<p>WALT: Retell and suggest meanings to some religious and moral stories, exploring and discussing sacred writings and sources of wisdom and recognising the communities from which they come.</p> <p>Knowledge Taught: Stories are based on historical occurrences but have different meanings for different individuals.</p> <p>Activity:</p> <ol style="list-style-type: none"> 1. Vocabulary recap 2. Knowledge recap 3. Read Hanukkah story (as above) 4. Writing genre narrative: draw story map with labels to retell story. 	<p>Judaism Jewish God Synagogue Torah Menorah Hanukkah Kippah</p>	

<p style="writing-mode: vertical-rl; transform: rotate(180deg);">Week 8</p>	<p>WALT: Observe and recount different ways of expressing identity and belonging, responding sensitively for themselves.</p> <p>Knowledge Taught: The Feast of Passover (Pesach in Hebrew) commemorates the liberation of the Children of Israel who were led out of Egypt by Moses.</p> <p>Activity:</p> <ol style="list-style-type: none"> 1. Vocabulary recap 2. Knowledge recap 3. Teach new knowledge (Passover/seder plate) 4. Introduce Passover/exodus story: read to children then paired reading (if appropriate) 5. Discuss meaning of story and sequence of story. 	<p>Judaism Jewish God Synagogue Torah Moses Passover Seder Exodus Kippah</p>	
<p style="writing-mode: vertical-rl; transform: rotate(180deg);">Week 9</p>	<p>WALT: Ask and respond to questions about what communities do, and why, so that they can identify what difference belonging to a community might make.</p> <p>Knowledge Taught: Communities celebrate together, celebrating together encourages a sense of belonging.</p> <p>Activity:</p> <ol style="list-style-type: none"> 1. Vocabulary recap 2. Knowledge recap 3. Read exodus story (as above) 4. P4C: Ask questions about right and wrong of actions in story? What do people do during Passover? How does celebrating Passover together encourage a sense of belonging? What does it feel like to belong? 	<p>Judaism Jewish God Synagogue Torah Moses Passover Seder Exodus Kippah</p>	

<p style="writing-mode: vertical-rl; transform: rotate(180deg);">Week 10</p>	<p>WALT: Explore questions about belonging, meaning and truth so that they can express their own ideas and opinions in response using words, music, art or poetry.</p> <p>Knowledge Taught: The Feast of Passover (Pesach in Hebrew) commemorates the liberation of the Children of Israel who were led out of Egypt by Moses. Communities celebrate together, celebrating together encourages a sense of belonging.</p> <p>Activity:</p> <ol style="list-style-type: none"> 1. Vocabulary recap 2. Knowledge recap 3. Read exodus story (as above) 4. Writing genre information text: write instructions on how to celebrate Passover (inc. ingredients). 	<p>Judaism Jewish God Synagogue Torah Moses Passover Seder Exodus Kippah</p>	
--	--	---	--